


BEE LIFE CYCLE



COUNT & GRAPH

Bee Life Cycle Count & Graph







Instructions

Print "I Spy" page and one graph for each student.

Show student how to find and count the first item. Write the number in the box under it.

Continue with the other items. When finished, show student how to graph the first item. Encourage student to continue with the other items. Ask questions to help your student compare and analyze the data on the graph.

Answer Key:

					
5	4	3	5	7	10


Terms of Use







This product may be used for your own classroom or personal use. It may not be shared as a pdf file, on the web, or in any other way.

© homeschoolpreschool.net

Clipart Thanks





Bee Life Cycle Count and Graph

10	10	10	10	10	10
9	9	9	9	9	9
8	8	8	8	8	8
7	7	7	7	7	7
6	6	6	6	6	6
5	5	5	5	5	5
4	4	4	4	4	4
3	3	3	3	3	3
2	2	2	2	2	2
1	1	1	1	1	1
